



295W Half-Cell Module

JAP60S10 275-295/SC Series

Introduction

The modules assembled with half cells not only generate more power output, but also perform better during daily operation as a result of lower temperature coefficient of power, along with reduced shading effect on the energy generation, lower risk of hot spot, and enhanced tolerance for mechanical loading.



Higher output power



Lower temperature coefficient



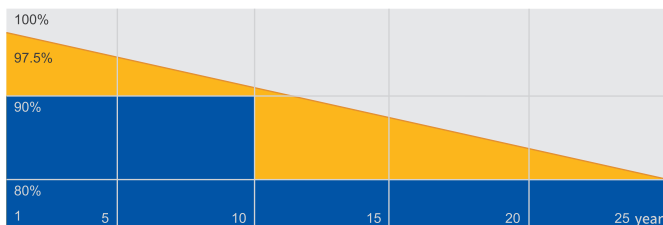
Less shading effect



Better mechanical loading tolerance

Superior Warranty

- 12-year product warranty
- 25-year linear power output warranty



■ JA Linear Power Warranty ■ Industry Warranty

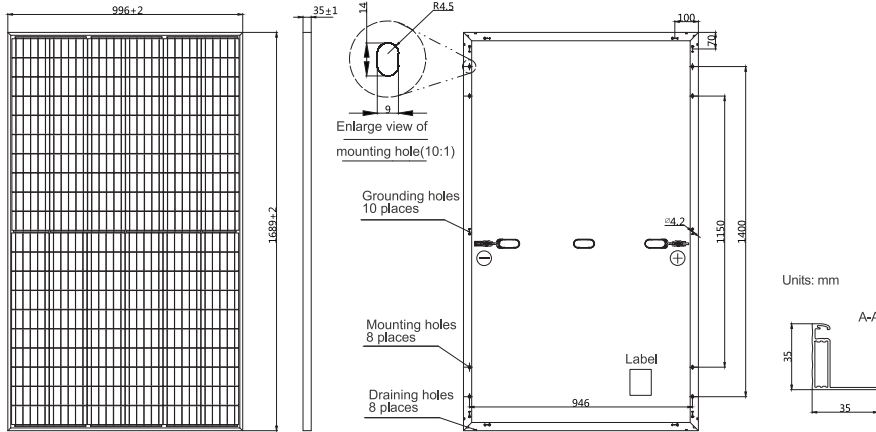
Comprehensive Certificates

- IEC 61215, IEC 61730
- ISO 9001: 2015 Quality management systems
- ISO 14001: 2015 Environmental management systems
- OHSAS 18001: 2007 Occupational health and safety management systems
- IEC TS 62941: 2016 Terrestrial photovoltaic (PV) modules – Guidelines for increased confidence in PV module design qualification and type approval



MECHANICAL DIAGRAMS

SPECIFICATIONS



Cell	Poly
Weight	18.7kg±3%
Dimensions	1689±2mm×996±2mm×35±1mm
Cable Cross Section Size	4mm ²
No. of cells	120 (6×20)
Junction Box	IP68, 3 diodes
Connector	QC 4.10(1000V) QC 4.10-35(1500V)
Cable Length (Including Connector)	Portrait:300mm(+)/400mm(-); Landscape:1000mm(+)/1000mm(-)
Packaging Configuration	31 Per Pallet

Remark: customized frame color and cable length available upon request

ELECTRICAL PARAMETERS AT STC

TYPE	JAP60S10 -275/SC	JAP60S10 -280/SC	JAP60S10 -285/SC	JAP60S10 -290/SC	JAP60S10 -295/SC
Rated Maximum Power(Pmax) [W]	275	280	285	290	295
Open Circuit Voltage(Voc) [V]	37.95	38.14	38.31	38.48	38.65
Maximum Power Voltage(Vmp) [V]	31.22	31.47	31.71	31.91	32.14
Short Circuit Current(Isc) [A]	9.29	9.38	9.47	9.56	9.65
Maximum Power Current(Imp) [A]	8.81	8.90	8.99	9.09	9.18
Module Efficiency [%]	16.3	16.6	16.9	17.2	17.5
Power Tolerance	0~+5W				
Temperature Coefficient of Isc(α _{Isc})	+0.054%/ °C				
Temperature Coefficient of Voc(β _{Voc})	-0.300%/ °C				
Temperature Coefficient of Pmax(γ _{Pmp})	-0.370%/ °C				
STC	Irradiance 1000W/m ² , cell temperature 25°C, AM1.5G				

Remark: Electrical data in this catalog do not refer to a single module and they are not part of the offer.They only serve for comparison among different module types.

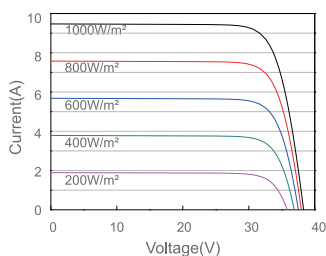
ELECTRICAL PARAMETERS AT NOCT

OPERATING CONDITIONS

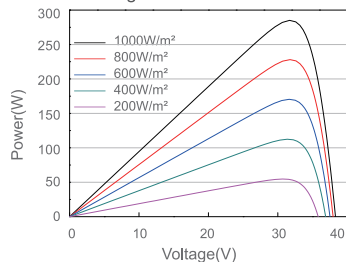
TYPE	JAP60S10 -275/SC	JAP60S10 -280/SC	JAP60S10 -285/SC	JAP60S10 -290/SC	JAP60S10 -295/SC	
Rated Max Power(Pmax) [W]	204	208	212	216	220	Maximum System Voltage 1000V/1500V DC(IEC)
Open Circuit Voltage(Voc) [V]	36.75	36.90	37.05	37.23	37.40	Operating Temperature -40°C~+85°C
Max Power Voltage(Vmp) [V]	29.39	29.59	29.78	29.96	30.14	Maximum Series Fuse 20A
Short Circuit Current(Isc) [A]	7.40	7.49	7.58	7.67	7.75	Maximum Static Load,Front 5400Pa
Max Power Current(Imp) [A]	6.94	7.03	7.12	7.21	7.30	Maximum Static Load,Back 2400Pa
NOCT	Irradiance 800W/m ² , ambient temperature 20°C, wind speed 1m/s, AM1.5G					NOCT 45±2°C
						Safety Class Glass II

CHARACTERISTICS

Current-Voltage Curve JAP60S10-285/SC



Power-Voltage Curve JAP60S10-285/SC



Current-Voltage Curve JAP60S10-285/SC

